

A VIRO THEOREM WITHOUT CONVEXITY HYPOTHESIS FOR TRIGONAL CURVES

Benoît Bertrand

Erwan Brugallé

Abstract

A cumbersome hypothesis for Viro patchworking of real algebraic curves is the convexity of the given subdivision. It is an open question in general to know whether the convexity is necessary. In the case of trigonal curves we interpret Viro method in terms of *dessins d'enfants*. Gluing the dessins d'enfants in a coherent way we prove that no convexity hypothesis is required to patchwork such curves.

1 Introduction

In the late seventies O. Ya. Viro invented a powerful method to construct real algebraic hypersurfaces with prescribed topology in toric varieties. Since then it has become the main tool to prove the existence of certain topological types among families of real algebraic varieties.

Classification of the real schemes realized by nonsingular curves of degree 7 in $\mathbb{R}P^2$ ([Vir84]), smoothing of curves with complicated singularities ([Vir89], [Shu99]), maximal curvature of plane algebraic curves ([LdM]), construction of counterexamples to the Ragsdale conjecture ([Ite93], [Ite01], [Haa95], [San] and [Brub]) and construction of projective hypersurfaces with big Betti numbers ([Bih]) are examples of results using Viro method. It has also been used to prove maximality results. A real algebraic variety X is said to be maximal (M -variety) if the sum of the Betti numbers with \mathbb{Z}_2 coefficients of its real part is equal to the corresponding sum for its complexification ($b_*(\mathbb{R}X; \mathbb{Z}_2) = b_*(\mathbb{C}X; \mathbb{Z}_2)$). Viro method has been very useful to prove for instance the existence of projective M -hypersurfaces of any degree in any dimension ([IV]) or existence of asymptotically maximal families of hypersurfaces in any projective toric variety ([Ber]).

Roughly speaking, the Viro method (for curves) can be described as follows : start with some real algebraic curves (C_i) whose Newton polygons are the 2-cells of a polygonal subdivision τ of a convex polygon Δ . Then, under some assumptions on the C_i 's and on τ , the Viro Theorem asserts that there exists a real algebraic curve with Newton polygon Δ whose topology is obtained by gluing, in a prescribed way, the topology of the curves C_i . One of the hypothesis of Viro's theorem is that the subdivision τ should be convex, i.e. there should exist a convex piecewise-linear affine function $\lambda : \Delta \rightarrow \mathbb{R}$ whose domains of linearity are exactly the Newton polygons of the curves C_i .

It is an open problem to know whether the convexity hypothesis is necessary or not. More precisely it is not known whether a curve patchworked from a non-convex subdivision is isotopic to a real algebraic curve with Newton polygon Δ (see [dLW98] and [IS02]). Itenberg and E. Shustin proved in [IS02] that in the case of $\mathbb{C}P^2$ or of the geometrically ruled rational surfaces Σ_n there always exists a real pseudoholomorphic curve isotopic to the patchworked one. Note that it is still unknown if there

Both authors are very grateful to the Max Planck Institute für Mathematik in Bonn for its financial support and excellent working conditions.

2000 Mathematics Subject Classification : 14P25

Key words : topology of real algebraic curves, Viro method, dessin d'enfants, rational ruled surfaces

exists a real nonsingular pseudoholomorphic curve in $\mathbb{R}P^2$ which is not isotopic to a real nonsingular algebraic curve of the same degree.

If the convexity hypothesis in the Viro method turned out to be necessary in general it could lead to such examples of “non-algebraic pseudoholomorphic curves”. On the other hand if the convexity hypothesis could be removed it would simplify greatly the Viro construction since it is often rather technical to check if a given subdivision is convex. Moreover this approach would give a deeper insight or at least a new interpretation of the Viro method. This work is a first step in the study of the need of the convexity hypothesis.

Trigonal curves are those curves in Σ_n whose Newton polygon is the triangle Δ_n with vertices $(0, 0)$, $(0, 3)$ and $(3n, 0)$. In this article we prove that we can get rid of the convexity hypothesis for trigonal curves. Namely, any curve patchworked from Δ_n is an algebraic trigonal curve in Σ_n (with Newton polygon Δ_n). In fact we construct curves with prescribed positions with respect to the natural pencil of lines of Σ_n . In the convex case, the pencil of lines has been studied by L. Lopez de Medrano in [LdM].

We want to construct a trigonal curve C out of a trigonal patchwork. The strategy is the following. We first cut C in several pieces which are the intersection of C with some portions of the pencil of lines in Σ_n . All these pieces are given by the subdivision of Δ_n and will be algebraic. In [IS02], Itenberg and Shustin glue these pieces topologically in order to obtain a real pseudoholomorphic curve.

Since we deal with trigonal curve we are able to use a particular case of “dessins d’enfants” which are called real rational graphs. This technic was introduced in real algebraic geometry independently by S. Yu. Orevkov in [Ore03] and by S. Natanzon, B. Shapiro and A. Vainshtein in [NSV02]. The position of a real trigonal curve with respect to the pencil in Σ_n is encoded by three linearly dependent real polynomials (see [Ore03] or section 4). Real rational graphs give a necessary and sufficient condition for the existence of three linearly dependent real polynomials in one variable whose roots realize a given real arrangement. Via Riemann existence theorem they provide an existence criterion for a given trigonal curve.

In fact, we will use a slight generalization of these objects. To glue algebraically the pieces of our curve we indeed need to perform some surgery on dessins d’enfants enhanced with the data of the sign of some characteristic polynomials. These are what we call signed real rational graphs. Once glued together in a coherent way the signed real rational graphs obtained for each piece yield a dessin d’enfant which corresponds to a curve with the required topology.

Organization of this article

In section 2, we recall some facts about rational geometrically ruled surfaces. In section 3, we explain the patchwork construction and give a patchwork theorem for real algebraic trigonal curves without any convexity assumption (Theorem 3.4). We explain in section 4 how to encode the topology of a trigonal curve in a sign array. In section 5 we define an order on the polygons of a patchwork which is used in section 6 to extract a sign array from a trigonal patchwork. We state there our main result (Theorem 6.2). The rest of the paper is devoted to the proof of this theorem. The main tool of this proof, signed real rational graphs, is defined in section 7. In section 8 we associate a signed real rational graph to each piece of the pencil of line given by the order on the polygons of a patchwork. We glue all these graph in section 9 and check in section 10 that the obtained signed real rational graph correspond to a real algebraic trigonal curve which has the topology prescribed by the patchwork.

Notation

All polynomials in two variables $C(X, Y)$ are considered as polynomials in the variable Y whose coefficients are polynomials in the variable X . By discriminant of $C(X, Y)$ we mean the discriminant of $C(X, Y)$ with respect to the variable Y .

Suppose that a coordinate system of $\mathbb{R}P^1$ is fixed. The point $[0 : 1]$ (resp. $[1 : 0]$) is denoted by 0 (resp. ∞), and the points $[x : y]$ such that $xy > 0$ (resp. $xy < 0$) are called positive (resp. negative). The embedding of \mathbb{R} into $\mathbb{R}P^1$ given by $x \mapsto [x : 1]$ induces an orientation of $\mathbb{R}P^1$. Given two points A and B in $\mathbb{R}P^1$, the segment $[A; B]$ is the connected component of $\mathbb{R}P^1 \setminus \{A, B\}$ oriented from A to B for this orientation.

When there is no ambiguity, the two words ‘‘curve’’ and ‘‘polynomial’’ are used to designate either a polynomial $C(X, Y)$ or the curve defined by this polynomial.

2 Rational geometrically ruled surfaces

The n^{th} rational geometrically ruled surface, denoted by Σ_n , is the surface obtained by taking four copies of \mathbb{C}^2 with coordinates (x, y) , (x_2, y_2) , (x_3, y_3) and (x_4, y_4) , and by gluing them along $(\mathbb{C}^*)^2$ with the identifications $(x_2, y_2) = (1/x, y/x^n)$, $(x_3, y_3) = (x, 1/y)$ and $(x_4, y_4) = (1/x, x^n/y)$. Let us denote by E (resp. B and F) the algebraic curve in Σ_n defined by the equation $\{y_3 = 0\}$ (resp. $\{y = 0\}$ and $\{x = 0\}$). The coordinate system (x, y) is called *standard*. The projection $\pi : (x, y) \mapsto x$ on Σ_n defines a $\mathbb{C}P^1$ -bundle over $\mathbb{C}P^1$. The intersection numbers of B and F are respectively $B \circ B = n$, $F \circ F = 0$ and $B \circ F = 1$. The surface Σ_n has a natural real structure induced by the complex conjugation in \mathbb{C}^2 , and the real part $\mathbb{R}\Sigma_n$ of Σ_n is a torus if n is even and a Klein bottle if n is odd. The restriction of π on $\mathbb{R}\Sigma_n$ defines a pencil of lines denoted by \mathcal{L} .

The group $H_2(\Sigma_n, \mathbb{Z})$ is isomorphic to $\mathbb{Z} \times \mathbb{Z}$ and is generated by the classes of B and F . Moreover, one has $E = B - nF$. An algebraic curve on Σ_n is said to be of *bidegree* (k, l) if it realizes the homology class $kB + lF$ in $H_2(\Sigma_n, \mathbb{Z})$. Its equation in $\Sigma_n \setminus E$ is

$$\sum_{i=0}^k a_{k-i}(X, Z)Y^i$$

where $a_j(X, Z)$ is a homogeneous polynomial of degree $nj + l$. A curve of bidegree $(3, 0)$ is called a *trigonal curve* on Σ_n .

In the rational geometrically ruled surfaces, we study real curves up to *isotopy with respect to \mathcal{L}* . Two curves are said to be isotopic with respect to the fibration \mathcal{L} if there exists an isotopy of $\mathbb{R}\Sigma_n$ which transforms the first curve to the second one, and which maps each line of \mathcal{L} to another line of \mathcal{L} . In this paper, curves in a rational geometrically ruled surface are depicted up to isotopy with respect to \mathcal{L} .

Definition 2.1 *An algebraic curve C of bidegree (k, l) in Σ_n is said to be \mathcal{L} -nonsingular if C is nonsingular and if for any fiber F in Σ_n , the set $F \cap C$ contains at least $k - 1$ points.*

3 Patchworking real algebraic trigonal curves

Here, we explain the patchworking method for curves. The general patchworking Theorem, which uses the convexity of the subdivision, can be found in [Vir84], [Vir89], [Vir], [Ris92] and [IS03]. Our patchwork Theorem, Theorem 3.4, does not require this convexity assumption, yet it works only for trigonal curves.

3.1 Chart of a real polynomial

This is the key notion of the Viro method. A chart of a real polynomial $C(X, Y)$ is a way to draw the curve defined by C in $(\mathbb{C}^*)^2$ in the union of 4 symmetric copies of its Newton polygon. The Newton polygon of a polynomial F will be denoted by $\Delta(F)$.

Given a convex polygon Δ in \mathbb{R}^2 with vertices in \mathbb{Z}^2 , one can define the so called moment map from $(\mathbb{R}_+^*)^2$ to the interior of Δ as follows

$$\begin{aligned} \mu_\Delta : (\mathbb{R}_+^*)^2 &\rightarrow I(\Delta) \\ (x, y) &\mapsto \frac{\sum_{(i,j) \in \Delta \cap \mathbb{Z}^2} x^i y^j \cdot (i,j)}{\sum_{(i,j) \in \Delta \cap \mathbb{Z}^2} x^i y^j} . \end{aligned}$$

If $\dim(\Delta) = 2$, then μ_Δ is a diffeomorphism. For a pair $(\epsilon_1, \epsilon_2) \in \{+, -\}^2$, we denote by $s_{\epsilon_1, \epsilon_2}$ the symmetry of \mathbb{R}^2 given by $s_{\epsilon_1, \epsilon_2}(x, y) = (\epsilon_1 x, \epsilon_2 y)$. For a convex polygon Δ in $(\mathbb{R}_+^*)^2$, we define Δ^* as $\bigcup_{(\epsilon_1, \epsilon_2) \in \{+, -\}^2} s_{\epsilon_1, \epsilon_2}(\Delta)$.

Definition 3.1 *Let $C(X, Y)$ be a real polynomial. The chart of $C(X, Y)$, denoted by $Ch(C)$, is the closure of the set*

$$\bigcup_{(\epsilon_1, \epsilon_2) \in \{0, 1\}^2} s_{\epsilon_1, \epsilon_2} \circ \mu_{\Delta(C)} \circ s_{\epsilon_1, \epsilon_2}(\{(x, y) \in \mathbb{R}_{\epsilon_1}^* \times \mathbb{R}_{\epsilon_2}^* \mid C(x, y) = 0\})$$

It is clear that $Ch(C) \subset \Delta^*$.

3.2 Gluing of charts

Let $C(X, Y) = \sum a_{i,j} X^i Y^j$ be a polynomial and γ be a face of $\Delta(C)$.

Definition 3.2 *The restriction of $C(X, Y)$ on γ is the polynomial $\sum_{(i,j) \in \gamma} a_{i,j} X^i Y^j$.*

The polynomial $C(X, Y)$ is peripherally nondegenerate if the restriction of C to any face of $\Delta(C)$ is nonsingular in $(\mathbb{C}^)^2$.*

A patchwork is a way to glue together the charts of real algebraic curves.

Definition 3.3 *Let Δ be a convex polygon with vertices in \mathbb{Z}^2 . A patchwork with support Δ is a pair $(\tau, (C_i(X, Y))_{1 \leq i \leq r})$ such that*

- τ is a subdivision of Δ ,
- the $(C_i(X, Y))$ are real algebraic curves,
- for any 2-cell of τ , there is one and only one curve C_i whose Newton polygon is this polygon,
- for any edge γ of τ , the restrictions on γ of two polynomials whose Newton polygon contains γ coincide.

If Δ is the triangle with vertices $(0, 0)$, $(0, 3)$ and $(3n, 0)$ and if the coefficient of Y^3 of any curve $C_i(X, Y)$ is either 0 or 1, we say that the patchwork is trigonal of degree n .

As we deal with nonsingular curves, we will consider patchworks satisfying the following condition

- (1) Each of the polynomial $C_i(X, Y)$ is peripherally nondegenerate.

The next theorem is a corollary of Theorem 6.2 and will be proved in section 6.

Theorem 3.4 *Let Π be a trigonal patchwork which satisfies hypothesis (1) above. Then there exists a real algebraic trigonal curve in Σ_n whose chart is isotopic to $\cup_{1 \leq i \leq r} Ch(C_i)$.*

Through all this paper, we will consider trigonal patchworks which satisfy one more condition. This condition is due to the fact that we construct curves which have a generic position with respect to the pencil of lines.

- (2) for each curve $C_i(X, Y)$ whose Newton polygon has a horizontal edge, the curves $C_i(X, Y)$ and $\frac{\partial C_i}{\partial Y}(X, Y)$ have the maximal number of intersection points in $(\mathbb{C}^*)^2$.

Remark : The last condition simply says that the curve has all its tangency points with the vertical pencil in $(\mathbb{C}^*)^2$, i.e. no tangency points lies on the toric divisor corresponding to a horizontal edge in the toric surface associated to $\Delta(C_i)$.

Another way to reformulate condition (2) is the following : suppose that $C_i(X, Y) = a_j(X)Y^k + a_{j-1}Y^{k+1} + a_{j-2}(X)Y^{k+2} \dots + a_{j-l}(X)Y^{k+l}$ and that $a_j(x_0) = 0$ (resp. $a_{j-l}(x_0) = 0$), then $a_{j-1}(x_0) \neq 0$ (resp. $a_{j-l+1}(x_0) \neq 0$).

4 The sign array of a real algebraic trigonal curve

4.1 Polynomials of degree 3 in one variable

Let us first consider a real polynomial of degree 3 in one variable $C(Y) = Y^3 + a_1Y^2 + a_2Y + a_3$. It is well known that the following three numbers play an important role in the resolution of such an equation

$$P = a_2 - \frac{a_1^2}{3}, \quad Q = a_3 - \frac{a_2a_1}{3} + \frac{2a_1^3}{27}, \quad D = -4P^3 - 27Q^2.$$

The number D is the discriminant of the polynomial C . In particular one has

- if $D > 0$, then C has three distinct real roots,
- if $D < 0$, then C has one real root and two complex conjugated non-real roots,
- if $D = 0$ and $Q < 0$, then C has a real double root y_1 and a simple real root y_2 and $y_1 < y_2$,
- if $D = 0$ and $Q > 0$, then C has a real double root y_1 and a simple real root y_2 and $y_1 > y_2$,
- if $D = 0$ and $Q = 0$, then $P = 0$ and C has a real triple root.

Remark : under the change of variable $Y \mapsto -Y$, the numbers P and D are invariant and the number Q is changed in its opposite.

4.2 Encoding the topology of a real algebraic trigonal curve

Let us now consider a \mathcal{L} -nonsingular real algebraic trigonal curve C in Σ_n . Let us choose a standard coordinate system (x, y) on Σ_n such that the fiber at infinity intersects C in 3 distinct points (not necessarily real). The equation of C in $\mathbb{C}^2 = \Sigma_n \setminus (E \cup F_\infty)$ is

$$C(X, Y) = Y^3 + a_1(X)Y^2 + a_2(X)Y + a_3(X)$$

where $a_j(X)$ is a polynomial of degree jn .

As in section 4.1, define the three following polynomial in one variable

$$P(X) = a_2(X) - \frac{a_1(X)^2}{3}, \quad Q(X) = a_3(X) - \frac{a_2(X)a_1(X)}{3} + \frac{2a_1(X)^3}{27}, \quad D(X) = -4P(X)^3 - 27Q(X)^2.$$

The curve C is \mathcal{L} -nonsingular so $D(X)$ has only simple roots. Denote by $x_1 < x_2 < \dots < x_l$ the roots of $D(X)$. Denote also by s_0 the sign of $D(x)$ with $x < x_1$ and s_i the sign of $Q(x_i)$ for $i \in \{1 \dots l\}$.

Definition 4.1 *The sign array $[s_0, s_1 \dots s_l]$ is called the sign array of the curve C in the chosen standard coordinate system.*

From the definition one sees that the sign array determines the position of a \mathcal{L} -nonsingular real algebraic trigonal curve in Σ_n with respect to \mathcal{L} and conversely provided that a standard coordinate system has been chosen.

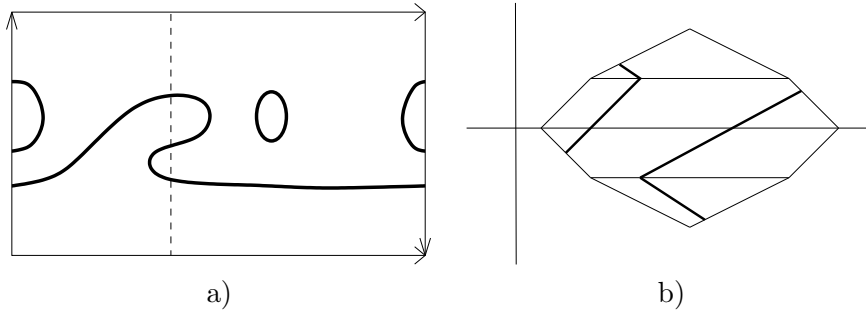


Figure 1:

Example : Consider the trigonal curve on Σ_1 depicted in Figure 1a) and suppose that a standard coordinate system is chosen such that the vertical edges of the rectangle represent the fiber at infinity. Then the sign array of this trigonal curve is $[+, + - + + ++]$.

5 An order on the polygons of a subdivision

Let Δ be the triangle with vertices $(0, 0)$, $(0, d)$ and $(nd, 0)$ and let τ be a subdivision of Δ into convex integer polygons. We give an algorithm to put an order on the polygons of τ . In the Viro method, it will correspond to the order in which the polygons are scanned by the pencil of lines. Roughly speaking, the polygons will be scanned from the left to the right and only one polygon will be scanned at the same time except if it contains a horizontal edge. If two polygons have a horizontal edge in common they will be scanned simultaneously by the pencil.

Let $\theta = ()$ and let ξ be the set of 2-dimensional polygons of τ . Perform the following operations until $\xi = \{\}$.

Step 1 : Suppose that $\theta = (\Phi_1, \dots, \Phi_{j-1})$ and put

- $U = \bigcup_{\delta \in \xi} \delta$,
- $\Lambda = \{(x, y) | x = \min_{(z, y) \in U} (z)\}$
(i.e. Λ is the left side of U),

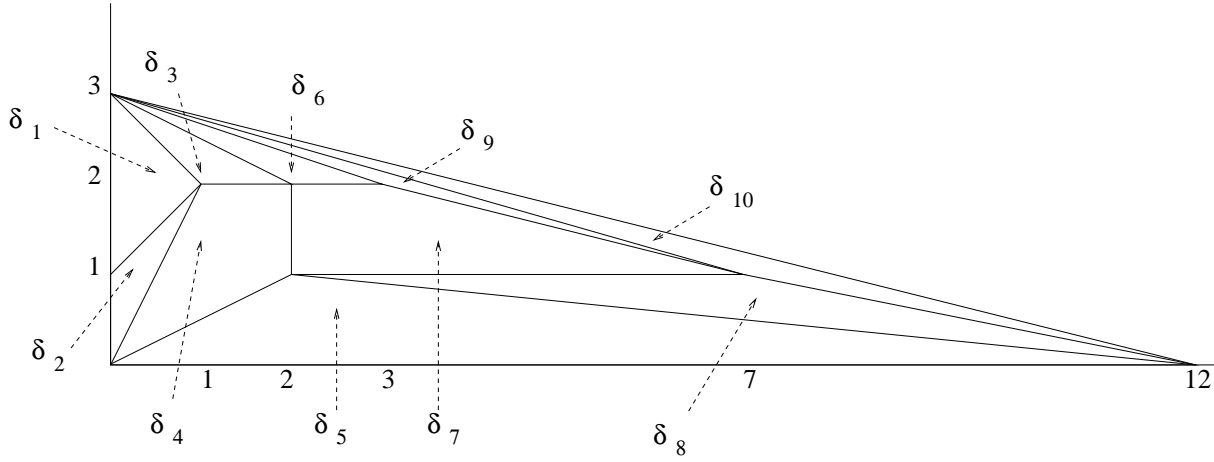


Figure 2: Order on polygons

- $\tilde{\xi} = \{\delta \in \xi \mid \delta \text{ has an edge which is contained in } \Lambda\}$
(i.e. elements of $\tilde{\xi}$ are the leftest polygons of ξ),
- $\tilde{\Lambda} = \{(\delta, (x, y)) \in \tilde{\xi} \times \Lambda \mid (x, y) \in \delta, y = \max_{(z, w) \in \delta}(w) \text{ and } \delta \text{ has no horizontal edge containing } (x, y)\}$
(i.e. we take pairs $(\delta, (x, y))$ made of a polygon δ and a distinguished vertex (x, y) of δ such that (x, y) is the higher point of δ and is not on one of its horizontal edge),
- $\{(\delta_0, (x_0, y_0))\} = \{(\delta, (x, y)) \in \tilde{\Lambda} \mid y = \min_{(\delta', (z, w)) \in \tilde{\Lambda}}(w)\}$
(i.e. we take the element of $\tilde{\Lambda}$ with the distinguished vertex of smaller ordinate).

Step 2 : Here we look for all the polygons which will be scanned at the same time by the pencil of lines.

Define by induction some polygons $(\delta_i)_{0 \leq i \leq k}$, where δ_0 has been defined at step 1 : if δ_l shares a horizontal edge with a polygon δ' , distinct from δ_{l-1} if $l > 0$, then put $\delta_{l+1} = \delta'$. Else, put $k = l$ and $\Phi_j = \{\delta_i, 0 \leq i \leq k\}$.

Step 3 : Put $\xi = \xi \setminus \Phi_j$. If $x_0 > 1$ then also put $\theta = (\Phi_1, \dots, \Phi_j)$.

Remark : in this algorithm, we “throw away” polygons corresponding to curves of degree 1 in Y and which do not have a horizontal edge of height 1.

Example : Applying this algorithm to the subdivision shown in Figure 2, one obtains

$$\theta = (\{\delta_1\}, \{\delta_2\}, \{\delta_3, \delta_4\}, \{\delta_6, \delta_7, \delta_8\}, \{\delta_9\}, \{\delta_{10}\}).$$

Let Φ be an element of θ and δ a polygon of Φ .

Definition 5.1 *The height of δ is defined as $\max_{(x, y) \in \delta}(y)$. The height of Φ is the maximum of the heights of the polygons of Φ .*

Note that by construction, all the elements of Φ have height at least 2.

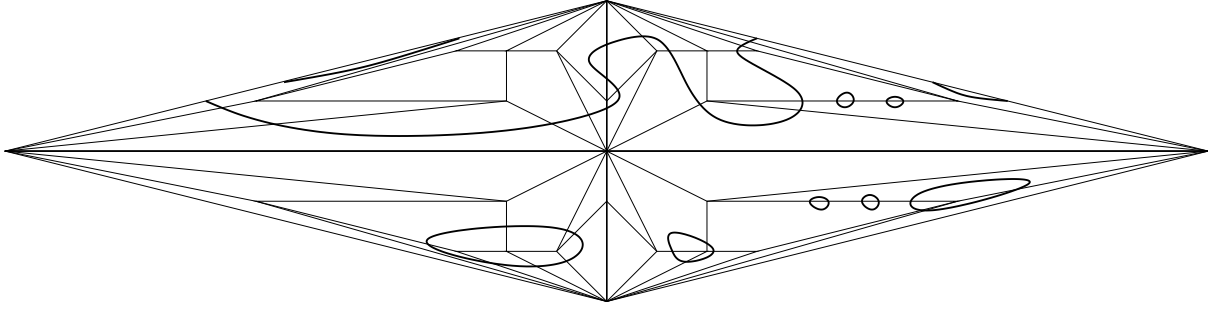


Figure 3:

6 The sign array associated to a trigonal patchwork

To a trigonal patchwork, we associate a sign array coding the position that the curve we want to construct would have with respect to \mathcal{L} . This array is constructed studying where should be located the roots of the discriminant of the desired curve, and what should be the sign of $Q(X)$ at those points.

Let Π be a trigonal patchwork satisfying conditions (1) and (2) of section 3. Following what happens when the subdivision is convex (see [LdM]), the roots $x_0 \in \mathbb{R}$ of $D(X)$ will be obtained out of Π in exactly three different ways:

- any root in \mathbb{R}^* of the discriminant a curve C_i of the patchwork gives rise to such a root x_0 ,
- suppose there is a horizontal edge of height 1 contained in a polygon δ_1 of height at least 2 and in a polygon δ_2 of height 1. The polygon δ_1 corresponds in the patchwork to a curve of equation $\alpha Y^3 + a_1(x)Y^2 + a_2(X)Y$ and the polygon δ_2 corresponds to a curve of equation $a_2(X)Y + a_3(X)$.
Then a root $x_1 \in \mathbb{R}^*$ of $a_2(X)$ such that $a_1(x_1)$ and $a_3(x_1)$ have the same sign (see Figure 1b)) gives rise to two such roots x_0 .
- suppose there is a horizontal edge of height 2 contained in a polygon δ_1 of height 3 and in a polygon δ_2 of height 2. The polygon δ_1 corresponds in the patchwork to a curve of equation $Y^3 + a_1(x)Y^2$ and the polygon δ_2 corresponds to a curve of equation $a_1(X)Y^2 + a_2(X)Y + a_3(X)$.
Then a root $x_1 \in \mathbb{R}^*$ of $a_1(X)$ such that $a_2(x_1)$ is positive (see Figure 4a)) gives rise to two such roots x_0 .

Let us encode all these roots of the discriminant of the desired curve in a sign array. First, we associate two lists of signs to each element of θ .

6.1 Lists of signs associated to an element of θ

Let Φ_i be the i^{th} element of θ and let be $a_1(X)$, $a_2(X)$ and $a_3(X)$ all the polynomials that occur in the polygons of Φ_i . The polynomial $a_j(X)$ is the coefficient of $Y^{(3-j)}$ for some polygon of Φ_i .

We define $x_{i,1}^- < \dots < x_{i,u_i}^-$ (resp. $x_{i,1}^+ < \dots < x_{i,v_i}^+$) to be all the numbers in \mathbb{R}_- (resp. \mathbb{R}_+) which verify one of the following conditions

- $x_{i,l}^s$ is a root of the discriminant of the curve corresponding to one of the polygons of Φ_i ,
- two polygons of Φ_i have a common horizontal edge of height 1, and $x_{i,l}^s$ is a root of $a_2(X)$ such that $a_1(x_{i,l}^s)$ and $a_3(x_{i,l}^s)$ have the same sign (see Figure 1b)).

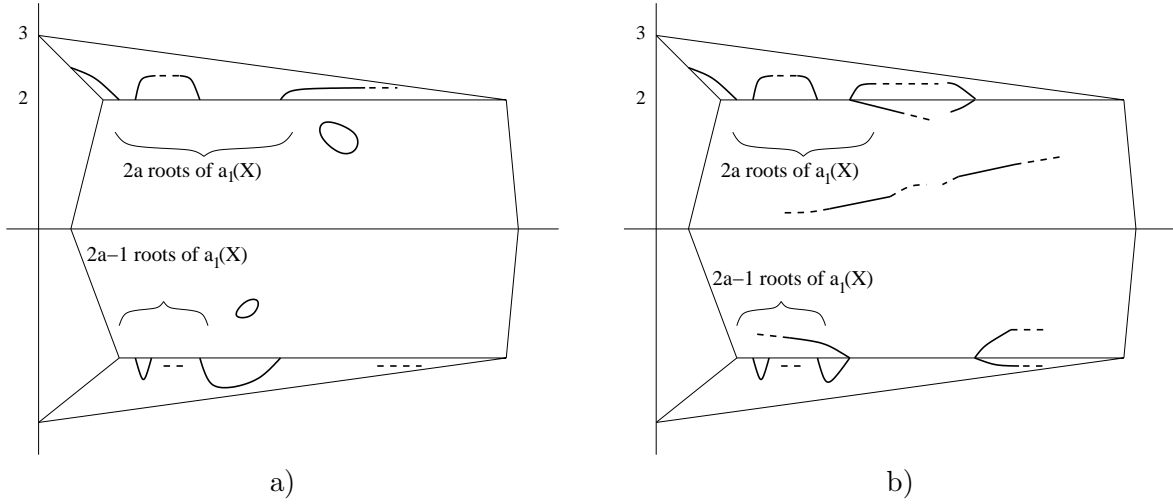


Figure 4:

- two polygons of Φ_i have a common horizontal edge of height 2, and $x_{i,l}^s$ is a root of $a_1(X)$ such that $a_2(x_{i,l}^s)$ is positive (see Figure 4).

6.1.1 Φ_i is of height 3 and does not contain any polygon of height 2

That means that Φ_i contains a polygon corresponding to a curve of degree 3 and that no one of the $x_{i,j}^s$ comes from an edge of height 2. Denote by σ_i^s the sign of $Q_i(x_{i,l}^s)$ and perform the following substitutions in the lists $x_{i,1}^- x_{i,2}^- \dots x_{i,u_i}^-$ and $x_{i,1}^+ x_{i,2}^+ \dots x_{i,u_i}^+$

- if $x_{i,l}^s$ is a root of the discriminant of the curve of degree 3, then replace $x_{i,l}^s$ by σ_l^s ,
- if $x_{i,l}^s$ is a root of $a_2(X)$, then replace $x_{i,l}^s$ by $\sigma_l^s \sigma_l^s$ (see Figure 1b)).

Example : The two lists of signs associated to $\{\delta_1\}$ in the patchwork depicted in Figure 3 are $-+$ and the empty list.

6.1.2 Φ_i contains a polygon of height 2

That means that Φ_i contains a polygon corresponding to a curve of degree 2. Denote by σ_i^s the sign of $a_1(x)$ for $x \in \mathbb{R}_s^*$ small enough, and by a_l^s the number of roots of $a_1(X)$ counted with multiplicity which are strictly between 0 and $x_{i,l}^s$. Define $\sigma_l'^s = (-1)^{a_l^s} \sigma_i^s$ and $\sigma_l''^s = -\sigma_l'^s$ and perform the following substitutions in the lists $x_{i,1}^- x_{i,2}^- \dots x_{i,u_i}^-$ and $x_{i,1}^+ x_{i,2}^+ \dots x_{i,u_i}^+$

- if $x_{i,l}^s$ is a root of the discriminant of the curve of degree 2, then replace $x_{i,l}^s$ by $\sigma_l'^s$ (see Figure 4a))
- if $x_{i,l}^s$ is a root of $a_2(X)$, then replace $x_{i,l}^s$ by $\sigma_l'^s \sigma_l'^s$,
- if $x_{i,l}^s$ is a root of $a_1(X)$, then replace $x_{i,l}^s$ by $\sigma_l''^s \sigma_l'^s$ (see Figure 4b)).

Example : The two lists of signs associated to $\{\delta_6, \delta_7, \delta_8\}$ in the patchwork depicted in Figure 3 are the empty list and $-+ - - - - - - - -$

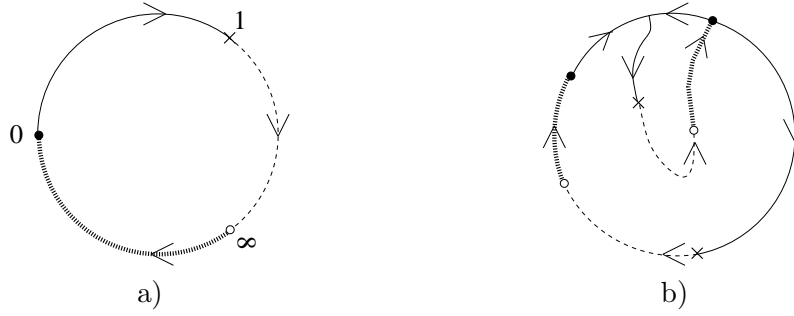


Figure 5:

- for any connected component W of $\mathbb{C}P^1 \setminus \Gamma$, the orientation induced by π on ∂W is also induced by an orientation of W .

The sum of the degrees d_W for all connected component W of $\{Im(z) > 0\} \setminus \Gamma$ of is called the degree of Γ .

Since a real rational graph is invariant under the complex conjugation, we will draw in this article only one of the two half of real rational graphs. This half will be drawn in a disk and the boundary of this disk will be $\mathbb{R}P^1$.

Let $f : \mathbb{C}P^1 \rightarrow \mathbb{C}P^1$ be a real rational map of degree d , and let Γ be $f^{-1}(\mathbb{R}P^1)$ with the coloring and the orientation induced by those chosen on $\mathbb{R}P^1$. Then Γ is a real rational graph of degree d .

Definition 7.2 One says that Γ is the real rational graph associated to f .

Example : the real rational graph associated to the real rational map $f(X, Z) = \frac{(X-Z)(X-2Z)^2}{(X+3Z)(X^2+XZ+Z^2)}$ is depicted in Figure 5b).

The next theorem shows that the converse is also true : one can construct real rational map out of a real rational graph.

Theorem 7.3 Let Γ be a real rational graph of degree d . Then there exists a real rational map of degree d whose real rational graph is equivariantly isotopic to Γ .
Such a real rational map is said to realize Γ . □

One of the steps in the proof of our main Theorem is the gluing of some real rational graphs. These gluings will not depend only on the real rational graphs, but also on some signs of polynomials which define it and on some coordinate system on $\mathbb{C}P^1$. This motivates the notions of marked and signed real rational graphs.

Definition 7.4 A marked real rational graph is a real rational graph on $\mathbb{C}P^1$ where some coordinate system is fixed. In particular, the points 0 and ∞ are prescribed on such a graph.

Let Γ be a marked real rational graph and f a real rational map which realizes Γ . The marked graph Γ is called a signed real rational graph if each connected component of $(\Gamma \cap \mathbb{R}P^1) \setminus (f^{-1}(\{0, 1, \infty\}) \cup \{0, \infty\})$ is enhanced with a pair of signs.

As explained above, we will represent a real rational graph by a graph in a disk lying in \mathbb{R}^2 . A marked real rational graph will be represented in a disk which is symmetric with respect to the

x -axis. If $(x_1, 0)$ and $(x_2, 0)$ are the two intersection points of $\{y = 0\}$ and the circle bounding this disk with $x_1 < x_2$, then $(x_1, 0)$ (resp. $(x_2, 0)$) will be 0 (resp. ∞) on the marked graph. The positive (resp. negative) points of $\mathbb{R}P^1$ will be drawn on the half plane $\{(x, y) | y > 0\}$ (resp. $\{(x, y) | y < 0\}$) and is called the positive (resp. negative) part of the graph.

In the rest of this paper, we will not draw the arrows on the real rational graphs.

Example : A signed real rational graph is depicted on figure 6b).

7.2 Signed real rational graph associated to a real algebraic trigonal curve in Σ_n

Let C be a real algebraic trigonal curve in Σ_n . Then C has the following equation in $\Sigma_n \setminus E$

$$C(X, Y, Z) = Y^3 + a_1(X, Z)Y^2 + a_2(X, Z)Y + a_3(X, Z)$$

where $a_j(X, Z)$ is a homogeneous polynomial of degree jn . To such a curve, we associate the real rational graph $\Gamma(C)$ given by the map

$$f : \mathbb{C}P^1 \longrightarrow \mathbb{C}P^1 \\ [X : Z] \longmapsto \frac{-4P(X, Z)^3}{27Q(X, Z)^2}$$

where the polynomials P and Q are those defined in section 4.2.

Definition 7.5 *The graph $\Gamma(C)$ is called the real rational graph associated to C .*

The preimages of 1 by f correspond to the roots of $D(X, Z)$, the discriminant of C . So if the curve C is \mathcal{L} -nonsingular, according to section 4, one can recover the position of C in Σ_n with respect to \mathcal{L} up to the transformation $Y \mapsto -Y$ only from $\Gamma \cap \mathbb{R}P^1$.

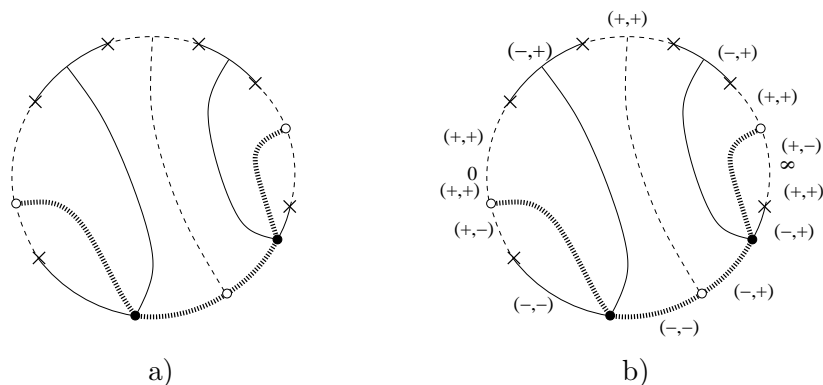


Figure 6:

Example : the real rational graph associated to the trigonal curve in Σ_1 depicted on Figure 1a) is depicted in Figure 6a).

Conversely, suppose that using Theorem 7.3, we have constructed a real rational map $f(X, Z) = \frac{-4P(X, Z)^3}{27Q(X, Z)^2}$ out of a real rational graph Γ . Then, Γ is the real rational graph associated to the trigonal curve $Y^3 + P(X, Z)Y + Q(X, Z)$.

Up to rotation, this real rational graph does not depend on the coordinate system we choose on $\Sigma_n \setminus E$. If now we take into account the coordinate system, we obtain a marked real rational

graph. Let us turn it into a signed real rational graph $\Gamma_{\pm}(C)$: the pair of signs on each connected component of $(\Gamma \cap \mathbb{R}P^1) \setminus (f^{-1}(\{0, 1, \infty\}) \cup \{0, \infty\})$ is the pair formed by the sign of $D(X)$ and the sign of $Q(X)$ on this component.

Definition 7.6 *The graph $\Gamma_{\pm}(C)$ is called the signed real rational graph associated to the polynomial C .*

Example : Suppose that we have fixed the coordinate system in Σ_1 such that the vertical edges of the rectangle in Figure 1a) are the fiber at infinity and the fiber in dotted line is the fiber at 0. Then $\Gamma_{\pm}(C)$ is depicted in Figure 6b).

Note that the signed real rational graph associated to a trigonal curve in some coordinate system can be extracted from the knowledge of the real rational graph associated to this curve and the topology of the curve. For this reason, we won't write explicitly the pairs of signs on signed real rational graph associated to trigonal curves in the rest of this paper.

Here we give a necessary and sufficient list of conditions for a signed real rational graph to be associated to some \mathcal{L} -nonsingular real algebraic trigonal curve.

Lemma 7.7 *Let Γ_{\pm} be a signed real rational graph and let f be a real rational map which realizes Γ_{\pm} . Then there exists a \mathcal{L} -nonsingular real algebraic trigonal curve in Σ_n such that $\Gamma_{\pm}(C)$ is equivariantly isotopic to Γ_{\pm} if and only if the following conditions are fulfilled*

- Γ_{\pm} is of degree $6n$,
- any preimage of 0 has an order which is divisible by 3,
- any preimage of ∞ has an order which is divisible by 2,
- any preimage of 1 is of order 1,
- any pair of sign $(+, s)$ labels a connected component of $f^{-1}(] \infty, 0[)$ or $f^{-1}(] \infty, 0[)$,
- any pair of sign $(-, s)$ labels a connected component of $f^{-1}(] 1, \infty[)$,
- when passing through a preimage of ∞ of order $2a$, the pair of sign (s', s) becomes $(s', (-1)^a s)$.

Proof : Straightforward. □

7.3 Signed real rational graph associated to a real algebraic curve of bidegree $(2, n)$ in Σ_n

Let C be a real algebraic curve of bidegree $(2, n)$ in Σ_n . So C has the following equation in $\Sigma_n \setminus E$

$$C(X, Y, Z) = a_1(X, Z)Y^2 + a_2(X, Z)Y + a_3(X, Z)$$

where $a_j(X, Z)$ is a homogeneous polynomial of degree jn . The intersections of the curve $C(X, Y, Z)$ with the exceptional divisor correspond to the roots of $a_1(X, Z)$. To such a curve, we associate the real rational graph $\Gamma(C)$ associated to the map

$$f : \mathbb{C}P^1 \longrightarrow \mathbb{C}P^1$$

$$[X : Z] \longmapsto \frac{-a_1(X, Z)^4}{a_2(X, Z)^2 - 4a_1(X, Z)a_3(X, Z) - a_1(X, Z)^4} .$$

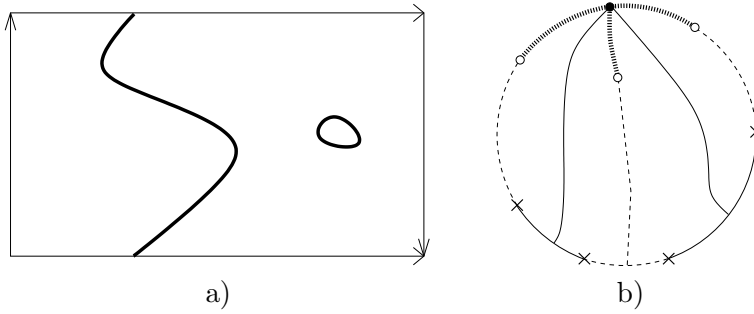


Figure 7:

Definition 7.8 *The graph $\Gamma(C)$ is called the real rational graph associated to C .*

The real rational graph associated to the curve C appears as a limit of the real rational graph associated to a real trigonal algebraic curve when its coefficient of Y^3 tends to 0.

The preimages of 1 by f correspond to the roots of $a_2(X, Z)^2 - 4a_1(X, Z)a_3(X, Z)$, the discriminant of C .

Example : the real rational graph associated to the curve of bidegree $(1, 2)$ in Σ_1 depicted in Figure 7a) is depicted in Figure 7b).

As in the case of trigonal curves, the real rational graph associated to C does not depend on the coordinate system we choose on $\Sigma_n \setminus E$, up to rotation. Taking into account the coordinate system chosen to write the equation of C , we obtain a marked real rational graph. Let us turn it into a signed real rational graph $\Gamma_{\pm}(C)$: the pair of signs on each connected component of $(\Gamma \cap \mathbb{R}P^1) \setminus (f^{-1}(\{0, 1, \infty\}) \cup \{0, \infty\})$ is the pair formed by the sign of $a_2(X, Z)^2 - 4a_1(X, Z)a_3(X, Z)$ and the sign of $a_1(X)$ on this component.

Definition 7.9 *The graph $\Gamma_{\pm}(C)$ is called the signed real rational graph associated to the polynomial C .*

This definition of Γ_{\pm} for a curve of bidegree $(2, n)$ is motivated by the fact that when we will glue together the curves of the patchwork in section 9, the topology coming from a curve of degree 2 will be encoded by the sign of $a_1(X)$ (see Figure 4).

Unlike in the case of trigonal curves, the knowledge of the real rational graph and the topology of C does not allow one to recover the sign real rational graph. Indeed, the sign of $a_1(X)$ can not be recovered neither by the real rational graph nor by the topology of the curve.

However, when the curve C will be used in a patchwork, the sign of some other polynomials will allow us to recover the sign of $a_1(X)$.

8 Associating a signed real rational graph to any element of θ

Let Π be a trigonal patchwork of degree n satisfying conditions (1) and (2) of section 3 and let $\theta = (\Phi_1, \dots, \Phi_k)$ be the k -uplet constructed in section 5. We are going to associate a signed real rational graph $\Gamma_{\pm}(\Phi_i)$ to each Φ_i . Dealing with charts of polynomials implies that a coordinate system is fixed. The signed real rational graphs will be constructed in this coordinate system.

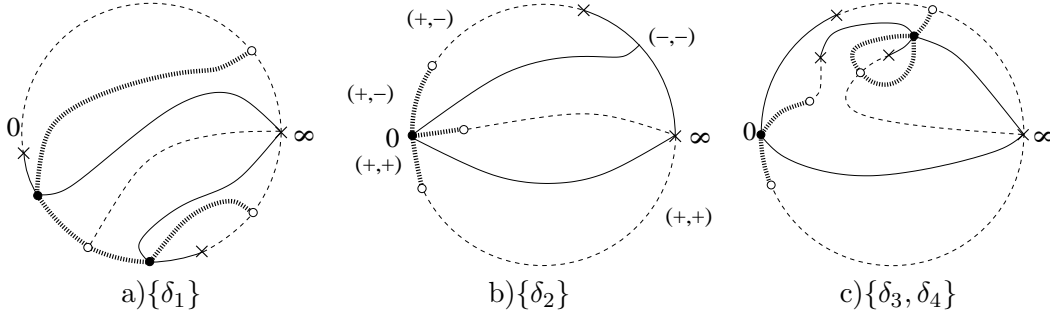


Figure 8:

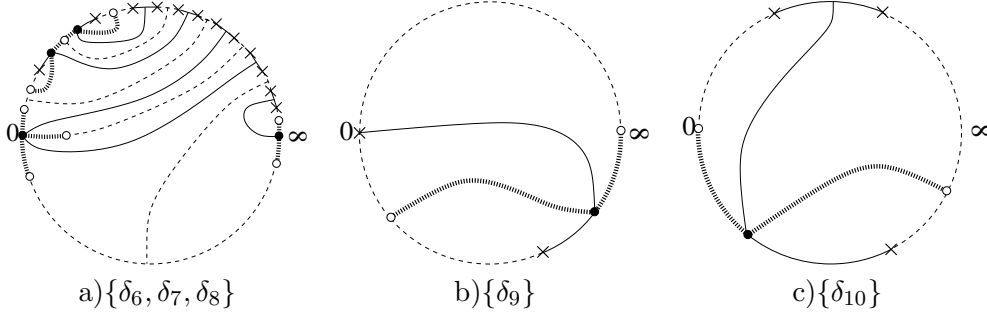


Figure 9:

8.1 Φ_i is of height 2

Here we consider signed real rational graphs of curves of bidegree $(2, n)$ in Σ_n . As mentioned in section 7.3, it cannot be extracted only from the knowledge of the real rational graphs of those curves and of their topology. However, when such a curve is used in a patchwork of a trigonal curve, one can recover the sign of $a_1(X)$ out of this patchwork.

Indeed, if δ is a polygon of height 2 in a trigonal patchwork, let $p = (x, 2)$ be the leftest point of height 2 of δ (i.e. $x = \min_{(z,2) \in \delta}(z)$). Then, $[(0, 3); p]$ is an edge of the subdivision, and any curve of degree 3 in the patchwork whose Newton polygon contains this edge prescribes the sign of $a_1(X)$ for small values of X : if the chart of one of these cubic intersect the edge $[(0, 3); p]$ (resp. $[(0, 3); (-x, 2)]$), then $a_1(X)$ is negative for small positive (resp. negative) values of X . This is because $[(0, 3); (-x, 2)]$ is of integer length 1 and the coefficient of Y^3 is 1.

For this reason, we will not write explicitly the pairs of signs on signed real rational graphs associated to a curve of bidegree $(2, n)$ in a trigonal patchwork.

8.1.1 $\Phi_i = \{\delta\}$

That means that δ is the Newton polygon of a curve $C(X, Y) = a_1(X)Y^2 + a_2(X)Y + a_3(X)$ in the patchwork with $a_1(X)$ a monomial and $a_3(X)$ a non zero polynomial. Consider this curve as a curve of bidegree $(2, n)$ in Σ_n , i.e. homogenize the curve C in the following way :

$$C(X, Y, Z) = a_1(X, Z)Y^2 + a_2(X, Z)Y + a_3(X, Z)$$

where $a_j(X, Z)$ is a homogeneous polynomial of degree jn . This curve may have singular points on the fibers $\{X = 0\}$ and $\{Z = 0\}$.

Consider the signed real rational graph $\Gamma_{\pm}(C(X, Y, Z))$ constructed in section 7.3. Then perturb this graph in such a way that all the preimages of ∞ are simple and perform all the operations

depicted in Figure 10 on $\Gamma_{\pm}(C(X, Y, Z))$ until the signed real rational graph has no ramification point on the preimage of $[\infty, 0]$. The first operation occurs in $\mathbb{C}P^1 \setminus \mathbb{R}P^1$ and the two last ones on $\mathbb{R}P^1$.

The obtained signed real rational graph is $\Gamma_{\pm}(\Phi_i)$.

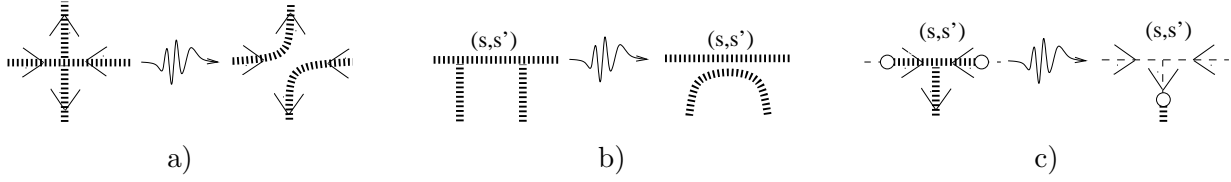


Figure 10:

Example : Let us detail how to find $\Gamma_{\pm}(\{\delta_2\})$ in the patchwork depicted in Figure 3. The corresponding curve is $C_2(X, Y) = aXY^2 + bY + c$ where a , b and c are real numbers. Considering C_2 as a curve in Σ_4 , we have

$$C_2(X, Y, Z) = aXZ^3Y^2 + bZ^8Y + cZ^{12}.$$

Then $\Gamma(C_2)$ is given by the real rational function

$$f_{\delta_2}(x) = \frac{-a^4X^4Z^{12}}{b^2Z^{16} - 4acXZ^{15} - a^4X^4Z^{12}} = \frac{-a^4X^4}{b^2Z^4 - 4acZ^3 - a^4X^4}.$$

Then, according to the chart of C_2 , the real rational graph of $\{\delta_2\}$ is as depicted in Figure 8b). The chart of the curve corresponding to the polygon δ_1 implies that $a_1(X)$ is negative (resp. positive) for positive (resp. negative) values of X . So $\Gamma_{\pm}(\{\delta_2\})$ is as depicted in Figure 8b).

8.1.2 $\Phi_i = \{\delta_1, \delta_2\}$ with δ_1 of height 2 and δ_2 of height 1

Consider the signed real rational graph associated to the curve C_1 corresponding to δ_1 as described in section 8.1.1. This curve is the union of a curve $C_{1,1}$ of degree 1 and the curve $\{Y = 0\}$. So all the roots of its discriminant are double and correspond to the intersection points of $C_{1,1}$ and $\{Y = 0\}$. The curve C_2 corresponding to δ_2 tells us how to smooth these double points. More precisely, write $C_1(X, Y) = a_1(X)Y^2 + a_2(X)Y$ and $C_2(X, Y) = a_2(X)Y + a_3(X)$ and suppose that x_0 is a root of $a_2(X)$ in \mathbb{R}^* . Then if $a_1(x_0)$ and $a_3(x_0)$ have the same sign (resp. opposite signs), then perturb the corresponding double root of the discriminant on $\Gamma_{\pm}(C_1)$ into 2 distinct real roots (resp. non-real roots) as depicted in Figure 11a) (resp. 11b)).

The graph $\Gamma_{\pm}(\Phi_i)$ is the obtained signed rational graph.

Remark : The graph $\Gamma_{\pm}(\Phi_i)$ is $\Gamma_{\pm}(\tilde{C})$, where \tilde{C} is the perturbation of $C_{1,1} \cup \{Y = 0\}$ prescribed by C_2 .

8.2 Φ_i is of height 3

8.2.1 $\Phi_i = \{\delta\}$

The curve C in the patchwork corresponding to δ is a real algebraic trigonal curve, nonsingular in $\mathbb{C}^* \times \mathbb{C}$ and we define $\Gamma_{\pm}(\Phi_i)$ to be $\Gamma_{\pm}(C)$.

Example : In Figure 8a) (resp. 9b) and 9c)), we have depicted $\Gamma_{\pm}(\{\delta_1\})$ (resp. $\Gamma_{\pm}(\{\delta_9\})$ and $\{\Gamma_{\pm}(\delta_{10})\}$) in the patchwork depicted in Figure 3.

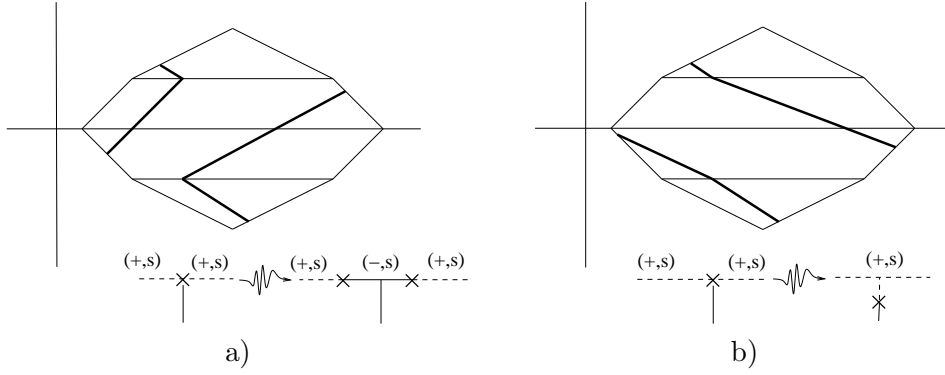


Figure 11:

8.2.2 $\Phi_i = \{\delta_1, \delta_2\}$ with δ_1 of height 3 and δ_2 of height 1

Consider the signed real rational graph associated to the curve C_1 corresponding to δ_1 as described in section 8.2.1. This curve is the union of a curve $C_{1,1}$ (nonsingular in $\mathbb{R}^* \times \mathbb{R}$) of degree 2 and the curve $\{Y = 0\}$ and all the double roots of its discriminant correspond to the intersection points of $C_{1,1}$ and $\{Y = 0\}$. The curve C_2 corresponding to δ_2 tells us how to smooth these double points. More precisely, write $C_1(X, Y) = Y^3 + a_1(X)Y^2 + a_2(X)Y$ and $C_2(X, Y) = a_2(X)Y + a_3(X)$ and suppose that x_0 is a root of $a_2(X)$ in \mathbb{R}^* . Then if $a_1(x_0)$ and $a_3(x_0)$ have the same signs (resp. opposite signs), then perturb the corresponding double root of the discriminant of the curve into 2 distinct real roots (resp. non-real roots) as in section 8.1.2.

The graph $\Gamma_{\pm}(\Phi_i)$ is the obtained signed rational graph.

Remark : The graph $\Gamma_{\pm}(\Phi_i)$ is $\Gamma_{\pm}(\tilde{C})$, where \tilde{C} is the perturbation of $C_{1,1} \cup \{Y = 0\}$ prescribed by C_2 . In particular, $\Gamma_{\pm}(\Phi_i)$ is always the signed real rational graph associated to a trigonal curve.

8.2.3 $\Phi_i = \{\delta_1, \delta_2\}$ with δ_1 of height 3 and δ_2 of height 2

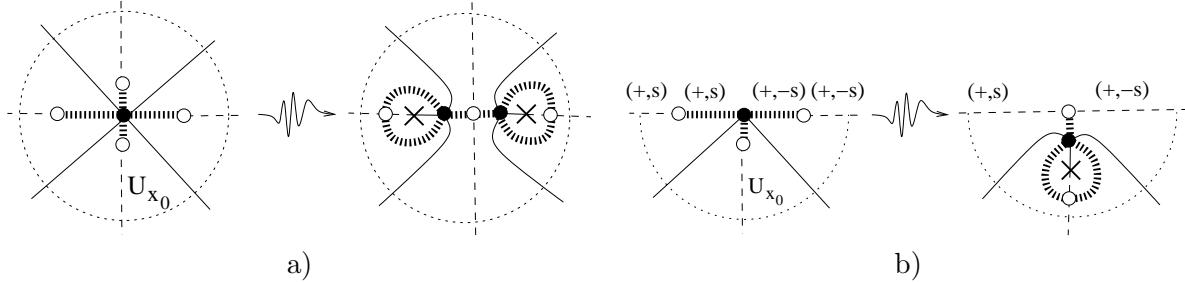


Figure 12:

First, consider $\Gamma_{\pm}(\delta_2)$ as explained in section 8.1.1. We will obtain $\Gamma_{\pm}(\Phi_i)$ performing some modifications on $\Gamma_{\pm}(\delta_2)$.

Let x_0 be a root of $a_1(X)$ in \mathbb{C}^* . Choose a real rational function f realizing $\Gamma_{\pm}(\delta_2)$ and $\epsilon > 0$ such that f has no ramification point on the connected component U_{x_0} of $f^{-1}([\infty; \epsilon])$ containing x_0 .

Then replace U_{x_0} by

- the part depicted in Figure 12a) if x_0 is non real,

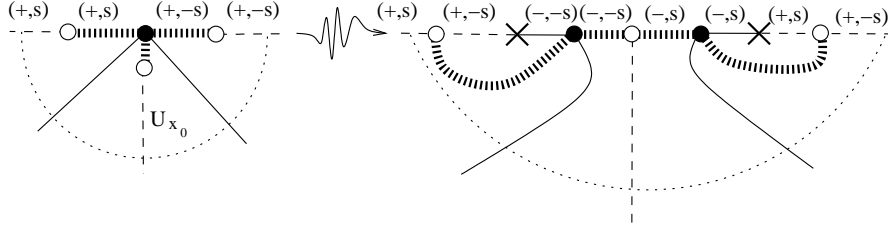


Figure 13:

- the part depicted in Figure 12b) if x_0 is real and $a_2(x_0) < 0$,
- the part depicted in Figure 13 if x_0 is real and $a_2(x_0) > 0$.

The graph $\Gamma_{\pm}(\Phi_i)$ is the obtained signed rational graph.

Example : In Figure 8c), we have depicted $\Gamma_{\pm}(\{\delta_3, \delta_4\})$ in the patchwork depicted in Figure 3.

8.2.4 $\Phi_i = \{\delta_1, \delta_2, \delta_3\}$ with δ_1 of height 3, δ_2 of height 2 and δ_3 of height 1

First, consider $\Gamma_{\pm}(\delta_2)$ as explained in section 8.1.1. Then, perturb all the roots of $a_1(X)$ in \mathbb{C}^* as explained in section 8.2.3 and perturb all the double roots of the discriminant as explained in section 8.1.2.

The graph $\Gamma_{\pm}(\Phi_i)$ is the obtained signed rational graph.

Example : In Figure 9a), we have depicted $\Gamma_{\pm}(\{\delta_6, \delta_7, \delta_8\})$ in the patchwork depicted in Figure 3.

9 Gluing of signed real rational graphs

Let Π be a trigonal patchwork of degree n satisfying conditions (1) and (2) of section 3 and let $\theta = (\Phi_1, \dots, \Phi_k)$ be the k -uplet constructed in section 5. In this section, we describe how to glue all the signed real rational graphs $\Gamma_{\pm}(\Phi_i)$ in order to obtain a new signed real rational graph $\Gamma_{\pm}(\Pi)$ corresponding to a nonsingular real trigonal algebraic curve in Σ_n .

For $i \in \{1, \dots, k-1\}$, we describe how to glue the signed real rational graph corresponding to Φ_i to the one corresponding to Φ_{i+1} .

Example : To illustrate this procedure, we have depicted in Figure 18 all the steps in the gluing process corresponding to the patchwork depicted in Figure 3.

9.1 Φ_i and Φ_{i+1} are of height 3 and contain no polygon of height 2

That means that both Φ_i and Φ_{i+1} contain a polygon which have the edge $\gamma = [(0, 3); (\alpha, \beta)]$ with $\beta \leq 1$ in common.

As noticed in section 8, $\Gamma_{\pm}(\Phi_i)$ and $\Gamma_{\pm}(\Phi_{i+1})$ correspond to two real algebraic trigonal curves, respectively C_i and C_{i+1} . In particular, the two real rational graphs are given by two real rational maps

$$f_i = \frac{-4P_i(X, Z)^3}{27Q_i(X, Z)^2} = \frac{R_i(X, Z)}{S_i(X, Z)} \text{ and } f_{i+1} = \frac{-4P_{i+1}(X, Z)^3}{27Q_{i+1}(X, Z)^2} = \frac{R_{i+1}(X, Z)}{S_{i+1}(X, Z)}.$$

The second form of f_i and f_{i+1} are required to be irreducible and we point out that $R_i(X, Z)$ can be different from $-4P_i(X, Z)^3$.

The method here is the following : identify ∞ in $\Gamma_{\pm}(\Phi_i)$ and 0 in $\Gamma_{\pm}(\Phi_{i+1})$. We obtain something which is not any more a signed real rational graph, but some kind of signed singular real rational graph. This is a graph on two copies of $\mathbb{C}P^1$ which are identified in one point, ∞ for one of them and 0 for the other one. Smoothing equivariantly this point we will obtain a smooth signed real rational graph on $\mathbb{C}P^1$.

9.1.1 $\gamma = [(0, 3); (3l, 0)]$ or $\gamma = [(0, 3); (2l, 1)]$

From condition (1) we get that $f_i(\infty) \neq 1$ and $f_{i+1}(0) \neq 1$. Moreover, one can perturb slightly the coefficients corresponding to the integer vertices of γ such that $f_i(\infty) \in \mathbb{R}P^1 \setminus \{0, 1, \infty\}$. This implies that $f_{i+1}(0) \in \mathbb{R}P^1 \setminus \{0, 1, \infty\}$.

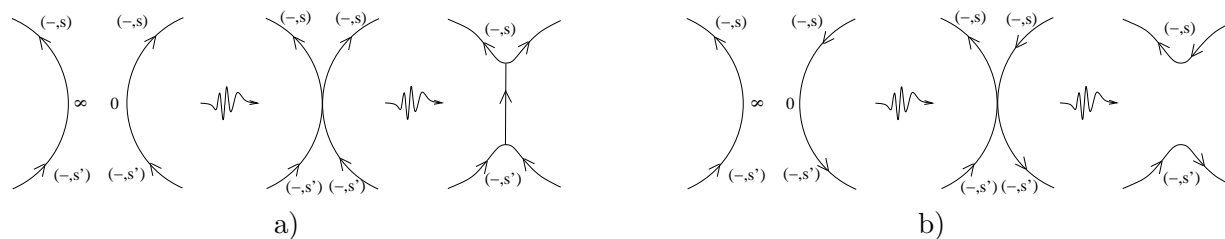


Figure 14:

Then, as the restriction on γ of C_i and C_{i+1} coincide, the pair of signs on the positive (resp. negative) part of $\Gamma_{\pm}(\Phi_i)$ near ∞ and $\Gamma_{\pm}(\Phi_{i+1})$ near 0 also coincide. Suppose that $f_i(\infty)$ is in $]0, 1[$. Then, smooth the singular real rational graph as depicted in Figure 14a) or b), depending on the situation. The case when $f_i(\infty)$ is in $]1, \infty[$ or $]0, \infty[$ is analogous.

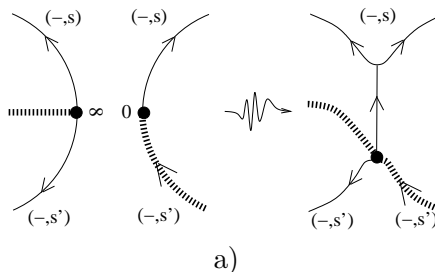


Figure 15:

9.1.2 $\gamma = [(0, 3), (3l - 1, 0)]$ or $\gamma = [(0, 3), (3l - 2, 0)]$

We treat the case $\gamma = [(0, 3), (3l - 1, 0)]$, the case $\gamma = [(0, 3), (3l - 2, 0)]$ being symmetric. In this case, a simple computation shows that ∞ is a root of order $3a + 1$ of R_i and that 0 is a root of order $3b + 2$ of R_{i+1} , where a and b are some natural numbers. Perturbing if necessary the coefficient of C_i and C_{i+1} , one can suppose $a = b = 0$. Moreover, as the restriction on γ of C_i and C_{i+1} coincide, the pair of signs on the positive (resp. negative) part of $\Gamma_{\pm}(\Phi_i)$ near ∞ and $\Gamma_{\pm}(\Phi_{i+1})$ near 0 also coincide. Then, smooth the singular real rational graph as depicted in Figure 15 or symmetrically with respect to the axis $\{Y = 0\}$, depending on the situation.

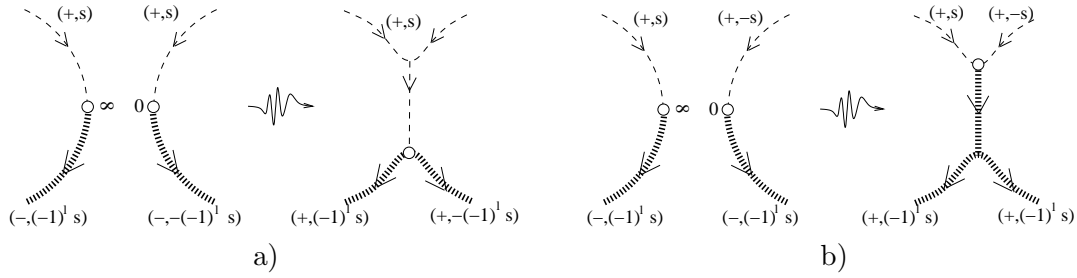


Figure 16:

9.1.3 $\gamma = [(0, 3), (2l - 1, 1)]$

In this case, a simple computation shows that ∞ is a root of order $2a + 1$ of S_i and that 0 is a root of order $2b + 1$ of S_{i+1} , where a and b are some natural numbers. Perturbing if necessary the coefficient of C_i and C_{i+1} , one can assume that $a = b = 0$. If (s_D, s_Q) is the pair of signs on the positive part of $\Gamma_{\pm}(\Phi_i)$ (resp. $\Gamma_{\pm}(\Phi_{i+1})$) near ∞ (resp. 0), then the pair of signs on the negative part of $\Gamma_{\pm}(\Phi_i)$ (resp. $\Gamma_{\pm}(\Phi_{i+1})$) near ∞ (resp. 0) is $(s_D, (-1)^l s_Q)$ (resp. $(s_D, -(-1)^l s_Q)$). Moreover, as the restriction on γ of C_i and C_{i+1} coincide, the sign of the discriminant on the positive (resp. negative) part of $\Gamma_{\pm}(\Phi_i)$ near ∞ and $\Gamma_{\pm}(\Phi_{i+1})$ near 0 also coincide. Then, smooth the singular real rational graph as depicted in Figure 16 or by their symmetric with respect to the axis $\{Y = 0\}$, depending on the situation.

9.2 Φ_i or Φ_{i+1} contains a polygon of height 2

Let $p = (x_0, y_0)$ be the point of the polygons of Φ_i of ordinate 2 with maximal abscissa. Let γ be the unique edge of the form $[p; (\alpha, \beta)]$ with $\beta < 2$ which is a common edge of a polygon δ_i of Φ_i and of a polygon δ_{i+1} of Φ_{i+1} . The line supported by γ intersects the line $\{Y = 1\}$ in the point $(x_1, 1)$ (see figure 17).

We suppose that $x_1 \leq x_0$. The case $x_1 \geq x_0$ can be recovered by symmetry.

Let C_i (resp. C_{i+1}) be the curve of the patchwork corresponding to δ_i (resp. δ_{i+1}) and $f_i = \frac{R_i(X, Z)}{S_i(X, Z)}$ (resp. $f_{i+1} = \frac{R_{i+1}(X, Z)}{S_{i+1}(X, Z)}$) be the real rational map constructed out of C_i (resp. C_{i+1}) as explained in section 7. Here again, the polynomials $R_i(X, Z)$ and $S_i(X, Z)$ (resp. $R_{i+1}(X, Z)$ and $S_{i+1}(X, Z)$) have no common factor.

According to section 8, the graph $\Gamma_{\pm}(\Phi_i)$ (resp. $\Gamma_{\pm}(\Phi_{i+1})$) is either $\Gamma_{\pm}(C_i)$ (resp. $\Gamma_{\pm}(C_{i+1})$) or a perturbation of this signed real rational graph in some points distinct from 0 and ∞ . So, the gluing of $\Gamma_{\pm}(\Phi_i)$ and $\Gamma_{\pm}(\Phi_{i+1})$ is determined by the neighborhood of ∞ in $\Gamma_{\pm}(C_i)$ and 0 in $\Gamma_{\pm}(C_{i+1})$.

A simple calculation shows that

- if x_1 is an integer, then ∞ (resp. 0) a root of order $2(2x_0 - x_1)$ of $R_i - S_i$ (resp. R_{i+1}),
- if x_1 is not an integer, then ∞ (resp. 0) a root of order $2(2x_0 - [x_1]) - 1$ of $R_i - S_i$ (resp. R_{i+1}),

where $[x]$ denote the integer part of the real x .

It follows from the construction of $\Gamma_{\pm}(\Phi_i)$ and $\Gamma_{\pm}(\Phi_{i+1})$ and from condition (1) of section 3 that the pair of signs on the positive (resp. negative) part of $\Gamma_{\pm}(\Phi_i)$ near ∞ and $\Gamma_{\pm}(\Phi_{i+1})$ near 0 also coincide.

Let U_0 be the connected component of $f_{i+1}^{-1}([\infty, 0])$ which contains 0 . Then cut U_0 from Γ_{i+1} , cut ∞ from Γ_i and glue it in the only possible way, as it is depicted on Figure 17b) in a particular case.

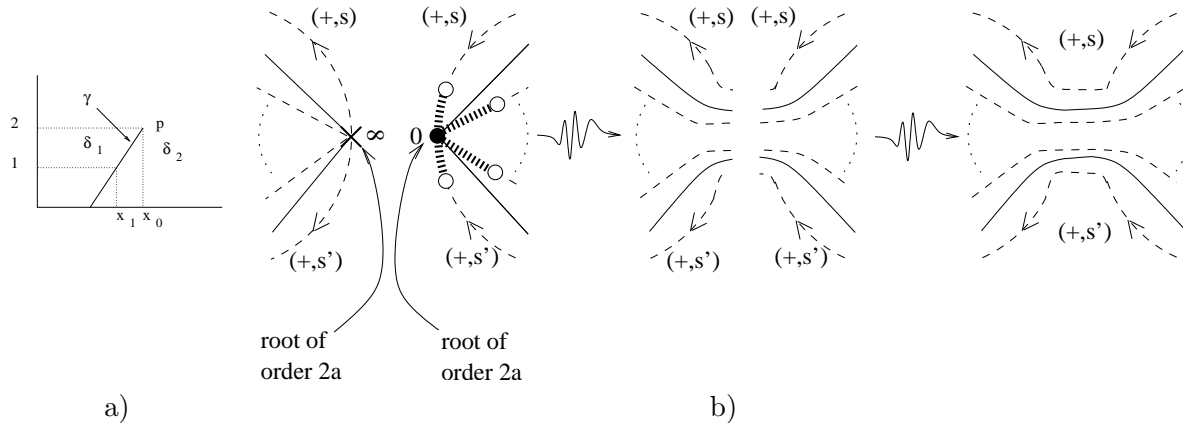


Figure 17:

10 Proof of Theorem 6.2

Let Π be a trigonal patchwork of degree n satisfying conditions (1) and (2) of section 3. In this section, we show that the signed real rational graph $\Gamma_{\pm}(\Pi)$ constructed in section 9 out of Π corresponds to a \mathcal{L} -nonsingular real trigonal algebraic curve in Σ_n which realizes the sign array of the corresponding patchwork.

First, we check that $\Gamma_{\pm}(\Pi)$ is the signed real rational graph of a \mathcal{L} -nonsingular real trigonal algebraic curve in Σ_n . To prove that, only the degree of $\Gamma_{\pm}(\Pi)$ is not obvious. In order to compute it, we count the number of preimages of 1. So we first have to count how many preimages of 1 each element of θ brings to $\Gamma_{\pm}(\Pi)$. According to section 9, this is equivalent to count how many preimage of 1 are lying on $\Gamma(\Phi_i) \setminus \{0, \infty\}$ for all element Φ_i of θ .

First, we count the number of roots in \mathbb{C}^* of the discriminant of a curve. Given a convex polygon δ , the quantity $I(\delta)$ is the number of integer points in the interior of δ and $\partial(\delta)$ denotes the number of integer points of the boundary of δ which have not a maximal nor a minimal ordinate.

Lemma 10.1 *Let $C(X, Y)$ be a peripherally nondegenerate curve with Newton polygon δ . Then, the discriminant of $C(X, Y)$ has $2I(\delta) + \partial(\delta)$ roots in \mathbb{C}^* counted with multiplicity.*

Proof : Let us consider the closure of $C(X, Y)$ in $\mathbb{C}P^2$ and the rational map $\pi : \mathbb{C}P^2 \dashrightarrow \mathbb{C}P^1$ given by $\pi([x : y : z]) = [x : y]$. It is well known that the genus of the normalization of C is $I(\delta)$. So, applying the Riemann Hurwitz formula to the restriction of π to C , we have

$$2 - 2I(\delta) = 2d - r_1 - r_2$$

where $d = \deg_Y(C)$, r_1 is the number of roots (counted with multiplicity) in \mathbb{C}^* of the discriminant of $C(X, Y)$ and r_2 is the sum of the tangency order of local branches of C along $\{X = 0\}$ and $\{Z = 0\}$. As $C(X, Y)$ is peripherally nondegenerate, we have $r_2 = 2d - \partial(\delta) - 2$, so

$$r_1 = 2I(\delta) + \partial(\delta).$$

The Lemma is proved. □

Corollary 10.2 *The real rational graph $\Gamma_{\pm}(\Pi)$ constructed out of a trigonal patchwork of degree n is of degree $6n$.*

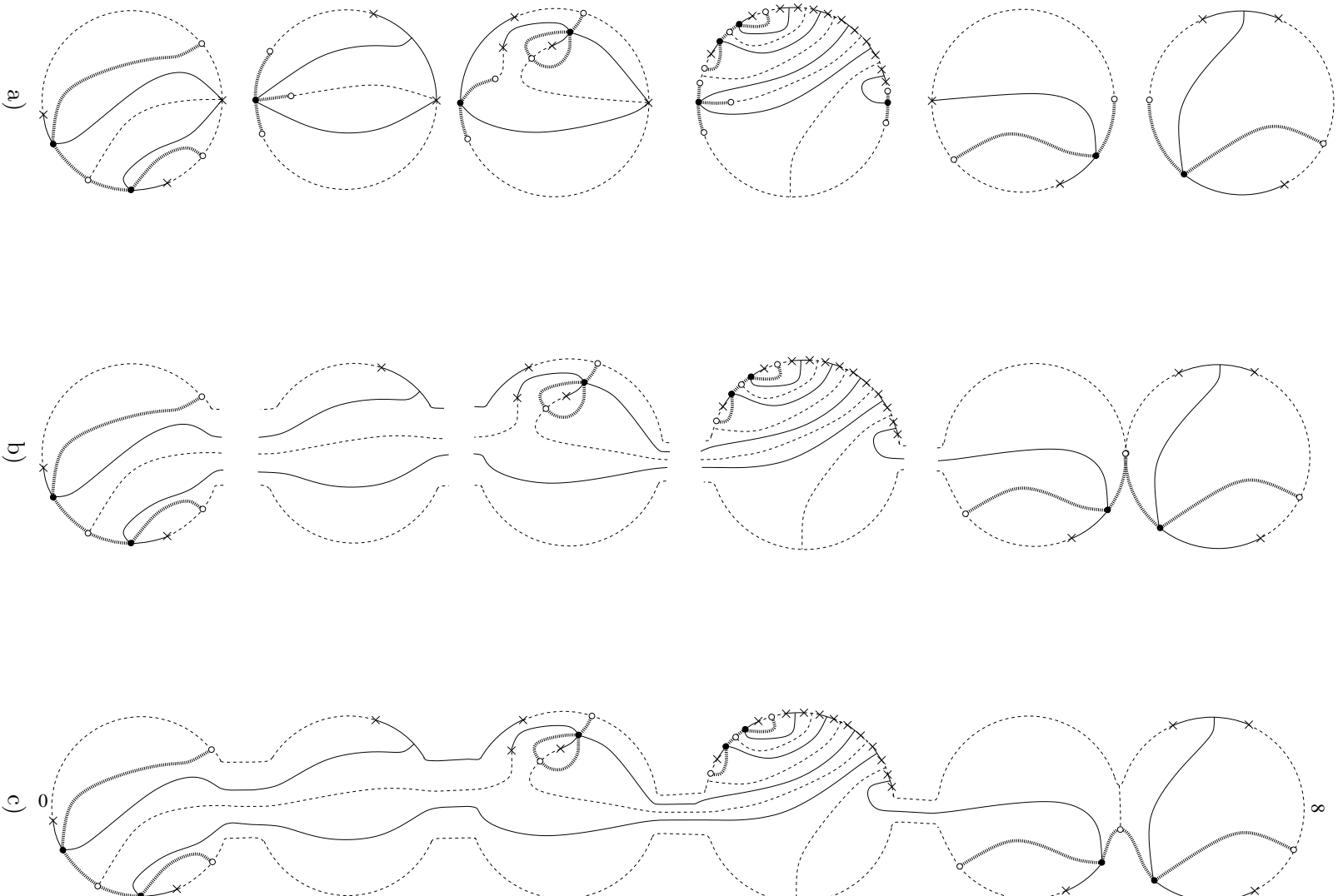


Figure 18:

Proof : It is clear from the construction and the hypothesis on the trigonal patchwork that the degree of $\Gamma_{\pm}(\Pi)$ is equal to the sum of the number of preimages of 1 in $\Gamma(\Phi_i) \setminus \{0, \infty\}$ for all Φ_i in θ . From section 8 and Lemma 10.1, we know that this number is equal to $2I(\Delta) + \partial(\Delta)$ which is equal to $6n$. \square

Proposition 10.3 *The signed real rational graph $\Gamma_{\pm}(\Pi)$ is realizable by a \mathcal{L} -nonsingular real algebraic trigonal curve C in Σ_n .*

Proof : The degree of $\Gamma_{\pm}(\Pi)$ is given by Corollary 10.2 and all the other conditions of Lemma 7.7 are satisfied by construction. \square

Choose a standard coordinate system on Σ_n such that the point ∞ on $\Gamma_{\pm}(\Pi)$ corresponds to the fiber at infinity and let SA_C be the sign array of the curve C in this coordinate system.

Proposition 10.4 *Under the hypothesis (1) and (2) of section 3, the sign array SA_C and the sign array constructed out of Π in section 4.2 coincide.*

Proof : Let $[s_0, s_1 \dots s_u]$ (resp. $[t_0, t_1 \dots t_v]$) be the sign array SA_C (resp. associated to the patchwork). First note that a direct consequence of sections 6, 8 and 9 is that $u = v$, i.e. both curves have the same number of tangency points with the pencil of vertical lines. Hence, to prove Theorem 6.2, we have just have to prove that $s_j = t_j$ for any j .

It is clear from sections 6, 8 and 9 that both s_j and t_j come from the same real x_j for some Φ_i . Choose a real rational map $f = \frac{-4P^3}{27Q^2}$ which realize $\Gamma_{\pm}(\Pi)$.

If Φ_i contains no polygon with a horizontal edge of height 2, then x_j corresponds to a root of the discriminant of a curve of Π whose Newton polygon is in Φ_i . Hence, s_j which is the sign of $Q(x_j)$, is the second element of the pair of signs which labels $\Gamma_{\pm}(\Phi_i)$ near x_j . But according to section 6, this is also t_j .

If Φ_i contains a polygon with a horizontal edge of height 2, denote by $a_1(X)$ the polynomial corresponding to this edge. Let a be the number of roots of $a_1(X)$ counted with multiplicity which are strictly between 0 and x_j and let σ be the sign of $a_1(x)$ for $x \in \mathbb{R}^*$ small enough with the same sign as x_j . There are two possibilities, each of them can checked directly from the construction of $\Gamma_{\pm}(\Phi_i)$.

- If x_j is not a root of $a_1(x)$, then $s_j = (-1)^a \sigma = t_j$.
- If x_j is a root of $a_1(x)$, then x_j gives rise to two elements of both sign arrays, say s_j, s_{j+1}, t_j and t_{j+1} . We have $s_j = -(-1)^a \sigma = t_j$ and $s_{j+1} = (-1)^a \sigma = t_{j+1}$.

So in any case, we have $s_j = t_j$. \square

Example : One can check on Figure 18c), that the obtained real rational graph correspond to a non singular real algebraic trigonal curve realizing the sign array of the patchwork depicted in Figure 3.

References

- [Ber] B. Bertrand. Asymptotically maximal families of hypersurfaces in toric varieties. To appear in Geom. Dedicata.
- [Bih] F. Bihan. Asymptotiques de nombres de Betti d'hypersurfaces projectives réelles. Preprint arXiv: math.AG/0312259, (French).

- [Brua] E. Brugallé. Symmetric plane curves of degree 7 : pseudo-holomorphic and algebraic classifications. arXiv : math.GT/0404030.
- [Brub] E. Brugallé. Real plane algebraic curves with asymptotically maximal number of even ovals. *Duke Math. Journal.* to appear, available on arXiv : math.AG/0411097.
- [dLW98] J. A. de Loera and F. J. Wickiln. On the need of convexity in patchworking. *Adv. in Appl. Math.*, 20:188–219, 1998.
- [Haa95] B. Haas. Les multilucarnes: nouveaux contre-exemples à la conjecture de Ragsdale. *C. R. Acad. Sci. Paris Sér. I Math.*, 320(12):1507–1512, 1995. (French).
- [IS02] I. Itenberg and E. Shustin. Combinatorial patchworking of real pseudo-holomorphic curves. *Turkish J. Math.*, 26(1):27–51, 2002.
- [IS03] I. Itenberg and E. Shustin. Viro theorem and topology of real and complex combinatorial hypersurfaces. *Israel J. Math.*, 133:189–238, 2003.
- [Ite93] I. Itenberg. Contre-exemples à la conjecture de Ragsdale. *C. R. Acad. Sci. Paris Sér. I Math.*, 317(3):277–282, 1993. (French).
- [Ite01] I. Itenberg. On the number of even ovals of a nonsingular curve of even degree in $\mathbb{R}P^2$. In *Topology, ergodic theory, real algebraic geometry*, volume 202 of *Amer. Math. Soc. Transl. Ser. 2*, pages 121–129. Amer. Math. Soc., Providence, RI, 2001.
- [IV] I. Itenberg and O. Ya. Viro. Maximal real algebraic hypersurfaces of projective spaces. in preparation.
- [LdM] L. Lopez de Medrano. Courbure totale des variétés algébriques réelles projectives. Thèse doctorale, 2006, (French).
- [NSV02] S. Natanzon, B. Shapiro, and A. Vainshtein. Topological classification of generic real rational functions. *J. Knot Theory Ramifications*, 11(7):1063–1075, 2002.
- [Ore03] S. Yu. Orevkov. Riemann existence theorem and construction of real algebraic curves. *Annales de la Faculté des Sciences de Toulouse*, 12(4):517–531, 2003.
- [Ris92] J. J. Risler. Construction d’hypersurfaces réelles (d’après Viro). *Séminaire Bourbaki*, 763, 1992. (French).
- [San] F. Santos. Unpublished.
- [Shu99] E. Shustin. Lower deformations of isolated hypersurface singularities. *Algebra i Analiz*, 11(5):221–249, 1999.
- [Vir] O. Ya. Viro. Patchworking real algebraic varieties. <http://www.math.uu.se/~oleg>.
- [Vir84] O. Ya. Viro. Gluing of plane real algebraic curves and constructions of curves of degrees 6 and 7. In *Topology (Leningrad, 1982)*, volume 1060 of *Lecture Notes in Math.*, pages 187–200. Springer, Berlin, 1984.
- [Vir89] O. Ya. Viro. Real plane algebraic curves: constructions with controlled topology. *Leningrad Math. J.*, 1(5):1059–1134, 1989.

Benoît Bertrand
 Section de mathématiques
 Université de Genève
 case postale 64,
 2-4 rue du Lièvre,
 Genève
 Suisse

Erwan Brugallé
 Max Planck Institute für Mathematik
 Vivatsgasse, 7
 D-53111 Bonn
 Deutschland

E-mail : benoit.bertrand@math.unige.ch

E-mail : brugalle@mpim-bonn.mpg.de